



Your easy way to space.




Space-Friendly™
Active GPS-L1 Patch Antenna
piPATCH-L1

Product Datasheet

Rev. C/2017

Intended to cover all **CubeSat Project** needs.



PRODUCT DATA SHEET

piPATCH-L1

FEATURES – Flight Model

- Stable 50+ dBc-Hz SNR on ground for close-Zenith Satellites
- Allows satellite tracking even when Nadir pointing
- Power consumption
20 mA (typical), 3.3 V @ 25°C
- 2.7 to 5.5V power supply
- Large groundplane insulated from Structure
- Mass 50 grams
- Dimensions fitting CubeSat Structure Z+/Z-
98x98x14.5 mm incl. shielding
+5.5 mm, -9 mm in Z-axis
- Wide temperature range
-40°C to +85°C
- Connector
SMA-F, (both Signal + Power)
Straight or Right-angle on request
- FR-4 Space-grade 4-layers PCB
- SAW Filter
- Patch Epoxy-fixed (3M Ultra Low Outgassing)
- Double-sided Kapton® fix below Patch
- 60/40 Tin-Lead used (prevent tin whiskers)

FEATURES – Engineering Model

- Stable 50+ dBc-Hz SNR on ground for close-Zenith Satellites
- Allows satellite tracking when Nadir pointing
- Power consumption
20 mA (typical), 3.3 V @ 25°C
- 2.7 to 5.5V power supply
- Large groundplane insulated from Structure
- Mass 50 grams
- Dimensions fitting CubeSat Structure Z+/Z-
98x98x14.5 mm incl. shielding
+5.5 mm, -9 mm in Z-axis
- Wide temperature range
-40°C to +85°C
- Connector
SMA-F, (both Signal + Power)
Straight or Right-angle on request
- FR-4 Space-grade 4-layers PCB
- SAW Filter
- Patch Epoxy-fixed (3M Ultra Low Outgassing)
- Standard Green PCB Conformal coating used
- RoHS Tin used (for Engineering Only)

APPLICATIONS

- CubeSats
- Limited Power Budget Space Projects




Fig. 1 GPS-L1 Patch Antenna Flight Model.

GENERAL DESCRIPTION

The piPATCH-L1 is the Space-Friendly™ GPS-L1 CubeSat Active Antenna module specially designed to provide strong signal for GPS satellites reception in space. Integrated Low Noise Amplifier as well as SAW filter are matched together with 35x35 mm Patch antenna and large ground plane.

Easy-to-use SMA signal and power interface provides compact solution for all kind of projects where strong GPS signal reception with enough margins is required.

The module fits all known CubeSat structures with M2.5 mounting holes. Dimensional envelope fits perfectly with CubeSat Design Specifications rev. 13.

Product is manufactured in two grades to satisfy both Engineering and Flight requirements. Modules (/EM, /FM) are electrically identical, however their chemical and mechanical properties allows it to be used in laboratory or space respectively.

High quality conformal coating, Kapton fix and Sn/Pb tin-lead (non-RoHS) used for the Flight Model brings the best possible outgassing performance in vacuum environment of space.

The antenna is fully compatible with [piNAV-L1](#), [piNAVi-L1](#) and [pqNAV-L1](#) GPS navigation solutions.

TABLE OF CONTENTS

APPLICATIONS.....	2	ABSOLUTE MAXIMUM RATINGS	4
GENERAL DESCRIPTION	2	APPLICATION NOTES & RECOMMENDATIONS.....	4
TABLE OF CONTENTS	3	DISCLAIMER	7
DIMENSIONS.....	3		

DIMENSIONS

Four layer PCB with outer dimensions of 98x98 mm contains four mounting holes for M2.5 screws. Vias below screw heads are electrically insulated from the inner groundplane potential to prevent grounding loops. The piPATCH-L1 antenna is equipped with the female SMA-Female straight or right angle RF connector. Whole setup is delivered with appropriate harness, please specify the length and the end connector type in order.

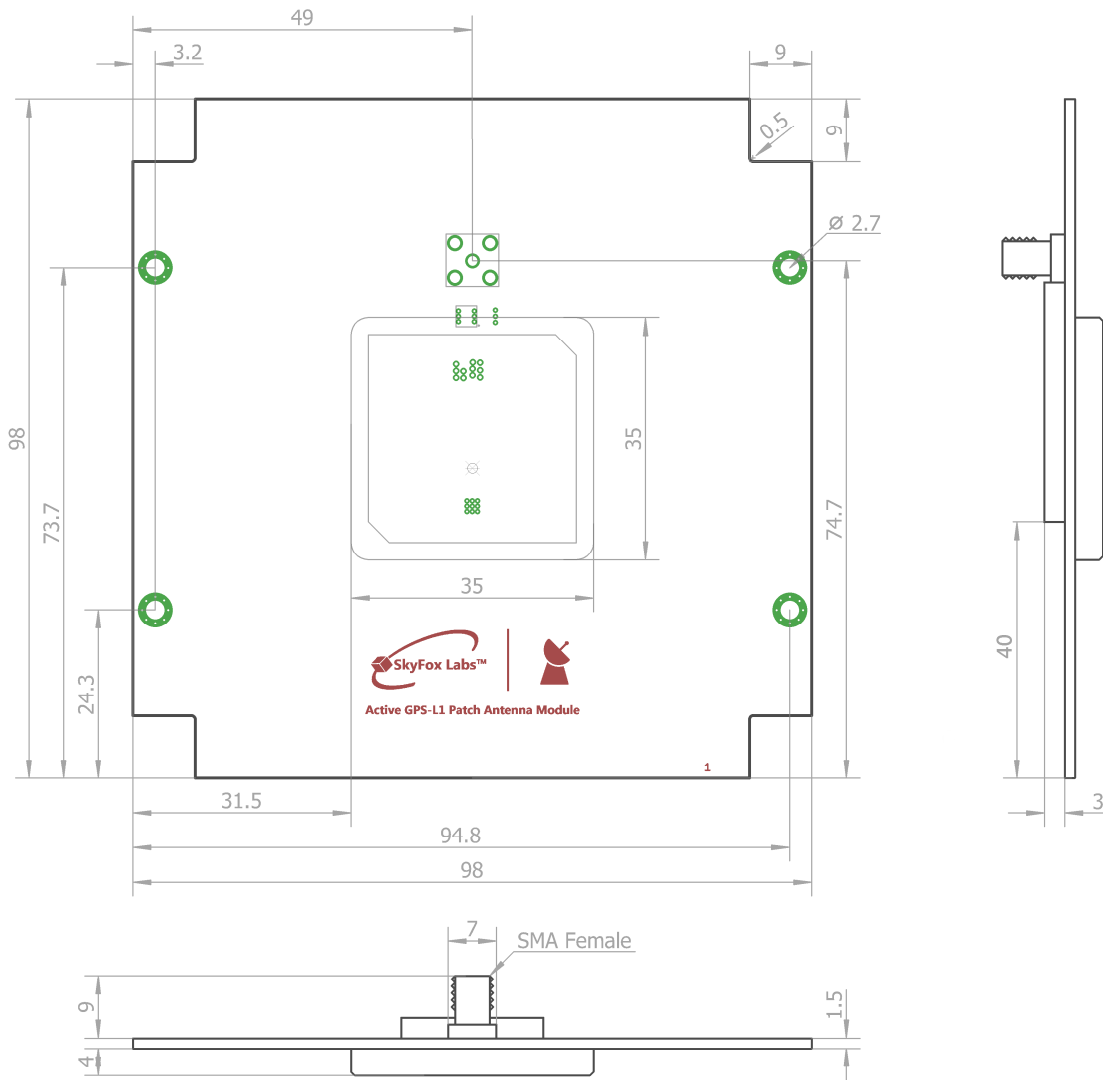


Fig. 2 piPATCH-L1 Dimensions drawing.

Tab.: 1 The piPATCH-L1 SMA-F Connector Description.

Pin	Name	I/O, Power or Do Not Connect	Description
Shield	GND	Power	System ground. Must be connected to receiver ground potential. This signal is internally connected to the inner ground plane and patch antenna tap.
Center	VDD	Power	Positive system power input. Positive power supply input and RF signal output.

ABSOLUTE MAXIMUM RATINGS

V_{IN} to GND	-0.3 V to (≤ 7 V max)	Operating Temperature Range:.....	-40°C to +85°C
DC Input Current: I_I at $V_I < 0$ V or $V_I > V_{DD}$	30 mA	Storage Temperature Range:.....	-40°C to +85°C

NOTE:

Stresses beyond those listed under “Absolute Maximum Ratings” may cause permanent damage to the device. These are stress ratings only, and functional operation of the device at these or any other conditions beyond those indicated under specification conditions is not implied. Exposure to absolute maximum rated conditions for extended periods may affect device reliability. Voltage values are with respect to system ground terminal. The manufacturer reserves all rights to decline the responsibility for any damage caused by improper using of the piPATCH-L1 product.



CAUTION: *The antenna tap is DC-shortened with the ground plane and the SMA connector shielding potential. Always disconnect the power before start to change the antenna electrical/mechanical setup. Short circuit of the DC bias feeding or its overloading over the Absolute maximum ratings may affect device reliability, damage the power source device and void the product warranty.*

APPLICATION NOTES & RECOMMENDATIONS**EMC CONSIDERATIONS**

As the size of the small satellites imply the high level of integration of different electronic devices (switch mode power supplies, high speed digital electronics, pulse-width modulated electromagnetic actuators, etc.) into a limited satellite structure volume containing potential sources of disturbing signals, the electromagnetic susceptibility and compatibility is critical for implementation of any subsystems sensitive to electromagnetic radiation.

Proper ground planes and PCB design rules minimizing the radiated and conducted emissions shall be applied within the whole small satellite structure, including custom payloads, conventional (Communication and Data Handling, Power Supply and Power Distribution, Onboard Computer, Attitude Determination and Control) and third party electronic subsystems. The small satellite electronics should be properly designed to not disturb the GPS receiver input with harmonic frequencies falling to the GPS L1 frequency band.

The C/N_0 parameter provided in GPS receiver output sentences can be exploited as a diagnostic tool if the EMC issues affect the signal reception capability. Observe the C/N_0 levels and switch On/Off each electronic subsystem to identify the potential source of the disturbance, if needed.

ANTENNA LOCATION

Special care should be taken to the interference with the small satellite communication subsystem, as an active electronic device radiating the high power electromagnetic waves. The manufacturer recommends installing the GPS antenna as far from the (transmitting) communication antennas as possible.

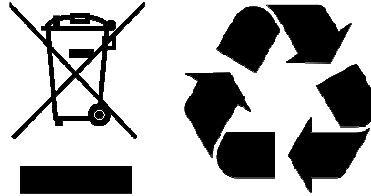
Be sure to test the target small satellite subsystems against affecting the performance of the GPS receiver under all satellite operation conditions. Keep in mind the receiver may be sensitive to harmonics of the downlink (transmitter) frequency (i.e. 1575 MHz /9, /8, /7, /6, /5 /4, /3, /2, etc.).

The piPATCH-L1 signal reception has been successfully tested onboard the 1U CubeSat with omnidirectional antenna and FM modulated transmitter with 500 mW_{EIRP} output power at the UHF band (435 MHz) with no functional degradation of the receiver performance. Following rigorous EMI susceptibility tests shown no GPS reception performance degradation out of L1 band (80 MHz - 3 GHz).

RECYCLING

Below mentioned logo given on the goods, its packaging or inside this Quick Start Guide or other related documentation means that used electrical or electronic devices or products should not be disposed with household waste. To ensure proper disposal of the product hand it to designated collection points, where they will be accepted free of charge.

Eco disposal of SkyFox Labs s.r.o. products is maintained by collective system RETELA in Czech Republic. Please recycle product and its packaging in proper way according to valid laws in country of disposal.



The piPATCH-L1 / **Engineering Model** is RoHS compliant.



The piPATCH-L1 / **Flight Model** is **NOT RoHS** compliant, contains leaded solder.

**PRODUCT SAFETY**

According to use of the product in line with this Quick Start Guide, the product is safe under normal use. The CE mark (Conformité Européenne) has been issued on this family of products. Related EC Declaration of Conformity is issued with each supply and is available online at manufacturer's website <http://www.skyfoxlabs.com>.



EXPORT CONTROL

Since the country of origin of this product (the Czech Republic) is a valid participating member of the Wassenaar Agreement (<http://www.wassenaar.org>) and agrees with the Missile Technology Control Regime (<http://www.mtcr.info>) and the **piPATCH-L1/FM and EM (Space-grade Flight Model, Engineering Model)** functional parameters are considered as a regulated goods, the export is controlled and needs special Export License approved by the Ministry of Industry and Trade of the Czech Republic (the local control entity). The request for the Export License has to be submitted by the manufacturer to the local control entity, based on the binding order, including all the information as: the characteristics of goods, target country (territory), detailed end-user and target application information, etc.

Manufacturer is fully prepared to support the customer with obtaining the valid Export License (if approved by the local control entity). The entity declares the typical Export License assessing period from 30 to 60 days since the Export License Application Form delivery, implicating the respective product delivery date extension.

DISCLAIMER

THIS DEVICE HAS BEEN DEVELOPED WITH IDEA TO SUPPORT THE SMALL SATELLITE COMMUNITY EFFORT IN SPACE RELATED RESEARCH, ENGINEERING AND PEACEFUL CONQUEST OF SPACE. THE MANUFACTURER RESERVES ALL RIGHTS TO DECLINE THE ORDER OF THIS PRODUCT OR PROVIDE ANY FURTHER INFORMATION TO END USERS ASSUMING TO VIOLATE ANY LOCAL OR GLOBAL NATIONAL LAWS BY THIS DEVICE OR INFORMATION MENTIONED IN THIS AND RELATED DOCUMENTS. MANUFACTURER DOES NOT ASSUME ANY LIABILITY ARISING OUT OF THE APPLICATION OR USE OF THIS PRODUCT OR CIRCUIT DESCRIBED HEREIN; NEITHER DOES IT CONVEY ANY LICENSE UNDER ITS PATENT RIGHTS, NOR THE RIGHTS OF OTHERS. MANUFACTURER RESERVES THE RIGHT TO MAKE CHANGES OF THIS PRODUCT DATASHEET WITHOUT FURTHER NOTICE.



Prague, Czech Republic

© 2014-2017 SkyFox Labs, All rights reserved.